

2019



Round 5 : Winton Motor Raceway : September 6 - 8

YMI AUSTRALIAN SUPERSPORT 300 CHAMPIONSHIP

Race 1

Date: 07/09/19
 Event: R02
 Weather: Partly cloudy - Temp: 13.0C
 Track: Dry - Temp: 19.2C

Started at: 14:39:07
 Laps: 9
 Starters:
 Printed at: 16:28

AMENDED CLASSIFICATION

Pos	No	Name	Machine	Laps	Race Time	Behind Leader	Behind Prev	Fastest Lap	On Lap	Top Speed
1	333	Yannis SHAW (NSW) / WRP Bridgestone / Select Fresh Providores / Andrews Meats / Airoh Helmets	Kawasaki EX 400	9	14:00.505			1:32.416	3	165
2	57	Seth CRUMP (QLD) / KTM Racing / Rockoil / Racebolt / Alpinestars / Shoei / BlairBuild / Pirelli	KTM RC390 390	9	14:00.565	.060	.060	1:32.437	5	163
3	27	Max STAUFFER (NSW) / YRD / Yamaha / Chris Watson M-c / QEA PL / Shark Leathers / Rock Oil	Yamaha R3 321	9	14:00.757	.252	.192	1:32.673	2	163
4	20	Hunter FORD (NSW) / Yamaha / YRD / Held Aus / Schubert Aus / Sportcycles Dynotune / SpeedAngle	Yamaha R3 321	9	14:00.871	.366	.114	1:32.429	9	163
5	87	Zac LEVY (QLD) / PUMA RV's / YRD / Hannay Lawyers / Race Art Aust. / BEAN Industries / SHARK	Yamaha R3 321	9	14:01.813	1.308	.942	1:32.254	3	161
6	25	Luke JHONSTON (NSW) / Team Proworx Racing / Motul / Benweld / Davis Bikeworxs / Moto Garage	Kawasaki EX 400	9	14:02.521	2.016	.708	1:32.518	6	166
7	72	Ben BAKER (NSW) / WNR / Jekyl + Hyde / SCK / U Tech / Motostars / Two Wheel Obsession	Yamaha R3 321	9	14:02.617	2.112	.096	1:32.566	6	165
8	68	Luke POWER (VIC) / Proworx Racing	Kawasaki EX 400	9	14:05.792	5.287	3.175	1:32.345	6	166
9	11	Brandon DEMMERY (NSW) / Rustic Flooring / Surefire Security / 2 Thugs Customs / Yamaha / YRD	Yamaha R3 321	9	14:05.804	5.299	.012	1:32.616	8	162
10	151	Locky TAYLOR (QLD) / Yamaha Aust. / YRD / Shark Leathers / X-lite Helmets / RideDynamics	Yamaha R3 321	9	14:07.165	6.660	1.361	1:32.768	6	162
11	81	Senna AGIUS (NSW) / Held / Schuberth / JMT Civil / Bikebiz	Kawasaki EX 400	9	14:20.404	19.899	13.239	1:34.528	3	165
12	308	John LYTRAS (QLD) / Caboolture Yamaha / Jekyl + Hyde / Australian Civil Solutions / Barrys Dyno	Yamaha R3 321	9	14:20.671	20.166	.267	1:34.382	8	157
13	97	Peter NERLICH (VIC) / TCN Racing	Kawasaki EX 300	9	14:23.860	23.355	3.189	1:33.978	6	162
14	60	Ben BURKE (NSW) / Kawasaki BCperformance / Landscapesupplies.com.au / Security Solutions	Kawasaki EX 400	9	14:30.944	30.439	7.084	1:35.141	9	160
15	74	Jacob ROULSTONE (NSW) / SSS M-cycles / Held Aust. / Schuberth Helmets / MotoCity Wollongong	Yamaha R3 321	9	14:31.001	30.496	.057	1:34.957	9	163
16	95	Matt RINDEL (VIC) / AMX / TopHat Barber / Retrolooms / The Hydroblast Shop / Aeros Trikes	Yamaha R3 321	9	14:31.683	31.178	.682	1:34.965	9	161
17	121	Reece OUGHTRED (VIC) / Dynoverks / CarlCoxMotorsport / De Menna Cranes / Chandler	Yamaha R3 321	9	14:37.005	36.500	5.322	1:35.688	8	160
18	292	Ryan SMITH (NSW) / DK Heavy Plant Services / Elite Air & Electrical / Incite Graphics	Yamaha R3 321	9	14:37.183	36.678	.178	1:35.448	7	157
19	47	Zylas BUNTING (NSW) / Barnett's Bakery / Shark Leathers / Cols M-c / Link International / RedPoint	Yamaha R3 321	9	14:38.797	38.292	1.614	1:35.981	8	159
20	864	Tristan ADAMSON (QLD) / Frigo Adamson Legal Group / SSS Suspension / Stor It Ballarat & Vissla	Yamaha YZF-R3	9	14:41.159	40.654	2.362	1:34.949	9	162
21	31	John QUINN (VIC) / SC Project Oceania / RAF Civil / Hitachi / SD-R Performance / Forma Boots	Kawasaki EX 400	9	14:47.749	47.244	6.590	1:35.646	9	162

Chief Timekeeper - Scott Laing

Clerk of Course - Tom Williams



2019



ASBK.COM.AU f t i y

Round 5 : Winton Motor Raceway : September 6 - 8

YMI AUSTRALIAN SUPERSPORT 300 CHAMPIONSHIP

Race 1

 Date: 07/09/19
 Event: R02
 Weather: Partly cloudy - Temp: 13.0C
 Track: Dry - Temp: 19.2C

 Started at: 14:39:07
 Laps: 9
 Starters:
 Printed at: 16:28

AMENDED CLASSIFICATION

Pos	No	Name	Machine	Laps	Race Time	Behind Leader	Behind Prev	Fastest Lap	On Lap	Top Speed
22	30	Stephany KAPILAWI-JAMES (QLD) / Proworx Racing / Northstar Yamaha / Big Knobs Crash Sliders / YRD	Yamaha R3 321	9	15:04.417	1:03.912	16.668	1:38.858	9	155
23	16	Josh NODEN (VIC) / Starlight	Yamaha YZF-R3	9	15:12.795	1:12.290	8.378	1:39.818	5	154
24	110	Zak PETTENDY (NSW) / Bikesales.com.au	Yamaha R3 321	9	15:16.985	1:16.480	4.190	1:40.268	5	156
25	92	Noel MAHON (VIC) / Proworx / Blayney M-cycles / Penrite / Ricondi / Whites Racing Products	Kawasaki EX 400	9	15:17.638	1:17.133	.653	1:40.381	8	159
26	40	Jeremy CZMOK (VIC) / Dindins Pet Food	Yamaha R3 321	9	15:17.937	1:17.432	.299	1:40.410	7	154
27	19	Craig WHITE (NSW) / WRP Bridgestone	Kawasaki EX 400	9	15:36.768	1:36.263	18.831	1:41.929	3	152
28	337	Greg FARRELL (NSW) / Kawasaki BCperformance / Landscapesupplies.com.au	Kawasaki EX 300	8	14:05.189	1 Lap		1:43.763	7	152
29	26	Dominic FLETCHER (NSW) / Yamaha Aust. / Power Sport Central / Whisky Throttle Ind. / Matt Ireland Fitness	Yamaha R3 321	8	14:20.770	1 Lap	15.581	1:45.031	3	147
DNF	224	Harry PARKER (NZ) / Race Center	Yamaha R3 321	3	4:57.893	6 Laps		1:36.246	3	160

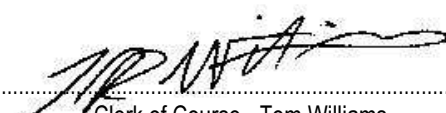
Fastest Lap was 1:32.254 by Zac LEVY (QLD)

Current race lap record for SS300 class - 1:31.433 by Hunter FORD (NSW) on a Yamaha YZF-R3 set on 08/09/18

*** AMENDMENT : JUMP START PENALTIES NOT ORIGINALLY INCLUDED - Riders 31 (John QUINN (VIC)) & 864 (Tristan ADAMSON (QLD)) - 10 second penalties imposed by Clerk of Course for jumped starts ***

The results are provisional until the end of the time limit for protests and appeals.


 Chief Timekeeper - Scott Laing


 Clerk of Course - Tom Williams

www.computime.com.au

COMPUTIME RACE TIMING SYSTEMS PTY LTD



2019



Round 5 : Winton Motor Raceway : September 6 - 8

YMI AUSTRALIAN SUPERSPORT 300 CHAMPIONSHIP

Race 1

Date: 07/09/19
 Event: R02
 Weather: Partly cloudy - Temp: 13.0C
 Track: Dry - Temp: 19.2C

Started at: 14:39:07
 Laps: 9
 Starters:
 Printed at: 16:28

AMENDED LAP TIMES

No	Name	Lap 1	Lap 2	Lap 3	Lap 4	Lap 5	Lap 6	Lap 7	Lap 8	Lap 9
11	Brandon DEMMERY (NSW)	1:41.514	1:34.023	1:33.287	1:33.419	1:32.763	1:32.687	1:32.697	1:32.616	1:32.798
16	Josh NODEN (VIC)	1:48.487	1:40.203	1:40.718	1:41.798	1:39.818	1:40.405	1:40.360	1:40.664	1:40.342
19	Craig WHITE (NSW)	1:50.529	1:42.156	1:41.929	1:43.230	1:43.318	1:44.351	1:44.793	1:43.312	1:43.150
20	Hunter FORD (NSW)	1:39.091	1:32.805	1:32.864	1:32.970	1:32.775	1:32.580	1:32.739	1:32.618	1:32.429
25	Luke JHONSTON (NSW)	1:38.338	1:33.032	1:32.797	1:33.387	1:32.780	1:32.518	1:33.171	1:33.539	1:32.959
26	Dominic FLETCHER (NSW)	1:53.169	1:45.038	1:45.031	1:46.579	1:45.515	1:45.771	1:50.599	1:49.068	
27	Max STAUFFER (NSW)	1:37.202	1:32.673	1:33.091	1:33.132	1:32.807	1:33.174	1:32.808	1:33.163	1:32.707
30	Stephany KAPILAWI-JAMES (QLD)	1:47.459	1:39.543	1:39.848	1:40.685	1:39.503	1:39.956	1:39.428	1:39.137	1:38.858
31	John QUINN (VIC)	1:45.298	1:37.369	1:37.062	1:36.224	1:36.896	1:36.180	1:37.146	1:35.928	1:35.646
40	Jeremy CZMOK (VIC)	1:49.927	1:41.687	1:41.768	1:41.789	1:40.710	1:40.417	1:40.410	1:40.520	1:40.709
47	Zylas BUNTING (NSW)	1:46.959	1:37.302	1:36.535	1:36.526	1:36.254	1:36.460	1:36.592	1:35.981	1:36.188
57	Seth CRUMP (QLD)	1:37.829	1:33.060	1:32.951	1:32.954	1:32.437	1:32.793	1:32.717	1:33.240	1:32.584
60	Ben BURKE (NSW)	1:43.273	1:37.367	1:36.689	1:36.227	1:36.390	1:35.184	1:35.430	1:35.243	1:35.141
68	Luke POWER (VIC)	1:40.512	1:34.080	1:33.878	1:34.148	1:32.878	1:32.345	1:32.619	1:32.569	1:32.763
72	Ben BAKER (NSW)	1:38.548	1:33.126	1:32.626	1:33.961	1:32.807	1:32.566	1:32.637	1:33.222	1:33.124
74	Jacob ROULSTONE (NSW)	1:43.528	1:37.070	1:36.980	1:36.188	1:36.149	1:35.250	1:35.497	1:35.382	1:34.957
81	Senna AGIUS (NSW)	1:40.488	1:34.701	1:34.528	1:34.728	1:34.983	1:35.072	1:35.136	1:35.183	1:35.585
87	Zac LEVY (QLD)	1:40.070	1:32.708	1:32.254	1:33.060	1:32.675	1:32.624	1:32.822	1:32.591	1:33.009
92	Noel MAHON (VIC)	1:50.690	1:41.008	1:41.132	1:41.410	1:40.940	1:40.723	1:40.504	1:40.381	1:40.850
95	Matt RINDEL (VIC)	1:45.519	1:36.567	1:36.177	1:35.841	1:36.203	1:35.355	1:35.391	1:35.665	1:34.965
97	Peter NERLICH (VIC)	1:43.441	1:37.294	1:36.604	1:34.727	1:34.537	1:33.978	1:34.322	1:34.177	1:34.780
110	Zak PETTENDY (NSW)	1:49.367	1:41.740	1:41.464	1:42.149	1:40.268	1:40.674	1:40.584	1:40.332	1:40.407
121	Reece OUGHTRED (VIC)	1:46.397	1:36.769	1:36.715	1:36.453	1:36.628	1:36.315	1:36.290	1:35.688	1:35.750
151	Locky TAYLOR (QLD)	1:40.950	1:33.784	1:33.644	1:34.073	1:32.955	1:32.768	1:32.814	1:32.994	1:33.183
224	Harry PARKER (NZ)	1:43.768	1:37.879	1:36.246						
292	Ryan SMITH (NSW)	1:46.315	1:37.757	1:36.458	1:36.325	1:36.334	1:36.034	1:35.448	1:36.373	1:36.139
308	John LYTRAS (QLD)	1:42.654	1:34.632	1:34.756	1:35.161	1:34.968	1:34.435	1:34.553	1:34.382	1:35.130
333	Yannis SHAW (NSW)	1:38.220	1:32.972	1:32.416	1:33.128	1:32.491	1:32.512	1:32.820	1:33.125	1:32.821
337	Greg FARRELL (NSW)	1:53.756	1:44.558	1:44.746	1:44.090	1:43.935	1:43.767	1:43.763	1:46.574	
864	Tristan ADAMSON (QLD)	1:43.961	1:37.010	1:37.035	1:35.873	1:36.016	1:35.583	1:35.434	1:35.298	1:34.949

*** AMENDMENT : JUMP START PENALTIES NOT ORIGINALLY INCLUDED - Riders 31 (John QUINN (VIC)) & 864 (Tristan ADAMSON (QLD)) - 10 second penalties imposed by Clerk of Course for jumped starts ***

The results are provisional until the end of the time limit for protests and appeals.

Chief Timekeeper - Scott Laing

Clerk of Course - Tom Williams



www.computime.com.au

COMPUTIME RACE TIMING SYSTEMS PTY LTD



2019



Round 5 : Winton Motor Raceway : September 6 - 8

YMI AUSTRALIAN SUPERSPORT 300 CHAMPIONSHIP

Race 1

Date: 07/09/19
 Event: R02
 Weather: Partly cloudy - Temp: 13.0C
 Track: Dry - Temp: 19.2C

Started at: 14:39:07
 Laps: 9
 Starters:
 Printed at: 16:28

AMENDED SPLIT TIMES

Lap	Split 1	Split 2	Split 3	Split 4	Lap Time	Spd	Lap	Split 1	Split 2	Split 3	Split 4	Lap Time	Spd
11 Brandon DEMMERY (NSW) (9th)							7	13.079	15.534	32.538	31.588	1:32.739	162
1	19.566	16.191	33.190	32.567	1:41.514	81	8	13.012	15.232	32.333	32.041	1:32.618	161
2	13.341	15.653	33.049	31.980	1:34.023	159	9	13.030	15.435	32.597	31.367	1:32.429	159
3	13.228	15.671	32.601	31.787	1:33.287	161	25 Luke JHONSTON (NSW) (6th)						
4	13.170	15.651	32.668	31.930	1:33.419	162	1	18.223	15.734	32.750	31.631	1:38.338	66
5	13.160	15.360	32.401	31.842	1:32.763	157	2	13.328	15.681	32.623	31.400	1:33.032	165
6	13.170	15.258	32.512	31.747	1:32.687	156	3	13.065	15.603	32.550	31.579	1:32.797	166
7	13.339	15.318	32.362	31.678	1:32.697	157	4	13.190	15.757	32.811	31.629	1:33.387	165
8	13.143	15.286	32.399	31.788	1:32.616	158	5	13.056	15.440	32.529	31.755	1:32.780	162
9	13.426	15.363	32.336	31.673	1:32.798	155	6	13.086	15.401	32.474	31.557	1:32.518	163
16 Josh NODEN (VIC) (23th)							7	13.228	15.449	32.425	32.069	1:33.171	162
1	22.315	17.061	35.084	34.027	1:48.487	106	8	13.743	15.522	32.479	31.795	1:33.539	140
2	14.314	16.824	35.146	33.919	1:40.203	154	9	13.038	15.497	32.581	31.843	1:32.959	163
3	14.486	16.881	35.206	34.145	1:40.718	153	26 Dominic FLETCHER (NSW) (29th)						
4	14.390	17.229	35.626	34.553	1:41.798	152	1	22.643	17.933	37.091	35.502	1:53.169	15
5	14.290	16.723	35.033	33.772	1:39.818	149	2	15.070	17.624	36.941	35.403	1:45.038	147
6	14.165	16.951	35.209	34.080	1:40.405	151	3	15.000	17.691	36.728	35.612	1:45.031	147
7	14.205	16.872	35.217	34.066	1:40.360	152	4	15.363	17.830	37.615	35.771	1:46.579	136
8	14.258	16.930	35.430	34.046	1:40.664	150	5	15.030	17.843	37.374	35.268	1:45.515	146
9	14.144	16.968	34.973	34.257	1:40.342	151	6	15.153	17.458	37.494	35.666	1:45.771	145
19 Craig WHITE (NSW) (27th)							7	15.178	17.718	37.881	39.822	1:50.599	146
1	22.995	17.776	35.387	34.371	1:50.529	15	8	17.912	17.638	38.028	35.490	1:49.068	145
2	14.546	17.526	35.771	34.313	1:42.156	152	27 Max STAUFFER (NSW) (3rd)						
3	14.819	17.374	35.418	34.318	1:41.929	150	1	17.602	15.503	32.439	31.658	1:37.202	56
4	14.859	17.653	35.751	34.967	1:43.230	151	2	13.298	15.420	32.374	31.581	1:32.673	155
5	14.828	17.500	35.952	35.038	1:43.318	149	3	13.380	15.450	32.586	31.675	1:33.091	156
6	14.927	17.736	36.349	35.339	1:44.351	148	4	13.335	15.459	32.595	31.743	1:33.132	156
7	15.078	17.892	36.501	35.322	1:44.793	149	5	13.261	15.421	32.424	31.701	1:32.807	155
8	14.919	17.391	36.130	34.872	1:43.312	147	6	13.214	15.596	32.541	31.823	1:33.174	156
9	14.944	17.489	36.175	34.542	1:43.150	149	7	13.351	15.470	32.275	31.712	1:32.808	163
20 Hunter FORD (NSW) (4th)							8	13.132	15.543	32.529	31.959	1:33.163	163
1	18.593	15.808	32.795	31.895	1:39.091	75	9	13.241	15.514	32.437	31.515	1:32.707	160
2	13.169	15.396	32.687	31.553	1:32.805	158	30 Stephany KAPILAWI-JAMES (QLD) (22th)						
3	13.120	15.403	32.673	31.668	1:32.864	162	1	21.798	17.304	34.896	33.461	1:47.459	102
4	13.108	15.462	32.845	31.555	1:32.970	161	2	14.218	16.739	35.081	33.505	1:39.543	155
5	13.005	15.396	32.661	31.713	1:32.775	162	3	14.276	16.876	34.901	33.795	1:39.848	153
6	12.994	15.433	32.570	31.583	1:32.580	163							

Scott Laing
 Chief Timekeeper - Scott Laing

Tom Williams
 Clerk of Course - Tom Williams



2019



Round 5 : Winton Motor Raceway : September 6 - 8

YMI AUSTRALIAN SUPERSPORT 300 CHAMPIONSHIP

Race 1

Date: 07/09/19
 Event: R02
 Weather: Partly cloudy - Temp: 13.0C
 Track: Dry - Temp: 19.2C

Started at: 14:39:07
 Laps: 9
 Starters:
 Printed at: 16:28

AMENDED SPLIT TIMES

Lap	Split 1	Split 2	Split 3	Split 4	Lap Time	Spd	Lap	Split 1	Split 2	Split 3	Split 4	Lap Time	Spd
57 Seth CRUMP (QLD) (2nd)													
4	14.234	16.858	35.002	34.591	1:40.685	150	1	17.956	15.690	32.449	31.734	1:37.829	69
5	14.196	16.594	35.098	33.615	1:39.503	149	2	13.380	15.517	32.357	31.806	1:33.060	160
6	14.280	16.832	35.117	33.727	1:39.956	150	3	13.316	15.578	32.342	31.715	1:32.951	158
7	14.322	16.648	35.026	33.432	1:39.428	151	4	13.262	15.630	32.436	31.626	1:32.954	163
8	14.192	16.653	34.866	33.426	1:39.137	151	5	13.173	15.501	32.174	31.589	1:32.437	161
9	14.109	16.601	34.819	33.329	1:38.858	152	6	13.194	15.458	32.442	31.699	1:32.793	160
31 John QUINN (VIC) (21th)													
1	20.842	17.000	34.624	32.832	1:45.298	89	7	13.252	15.482	32.143	31.840	1:32.717	162
2	13.894	16.283	34.560	32.632	1:37.369	160	8	13.191	15.496	32.530	32.023	1:33.240	163
3	13.769	16.444	34.230	32.619	1:37.062	162	9	13.177	15.574	32.318	31.515	1:32.584	161
4	13.605	16.479	33.799	32.341	1:36.224	160	60 Ben BURKE (NSW) (14th)						
5	13.661	16.237	34.339	32.659	1:36.896	162	1	19.851	16.495	33.673	33.254	1:43.273	90
6	13.557	16.133	33.875	32.615	1:36.180	159	2	14.221	16.185	33.902	33.059	1:37.367	160
7	14.021	16.141	34.452	32.532	1:37.146	160	3	13.654	16.095	34.054	32.886	1:36.689	160
8	13.559	16.057	33.897	32.415	1:35.928	161	4	13.701	16.157	33.689	32.680	1:36.227	157
9	13.500	15.969	33.744	32.433	1:35.646	160	5	13.598	15.990	33.601	33.201	1:36.390	157
40 Jeremy CZMOK (VIC) (26th)													
1	22.027	17.723	35.615	34.562	1:49.927	105	6	13.500	15.860	33.450	32.374	1:35.184	157
2	14.573	17.123	35.511	34.480	1:41.687	153	7	13.533	15.909	33.499	32.489	1:35.430	158
3	14.989	17.121	35.385	34.273	1:41.768	152	8	13.420	16.026	33.321	32.476	1:35.243	158
4	14.723	17.458	35.387	34.221	1:41.789	153	9	13.621	15.836	33.452	32.232	1:35.141	151
5	14.426	17.269	35.107	33.908	1:40.710	152	68 Luke POWER (VIC) (8th)						
6	14.514	16.999	34.950	33.954	1:40.417	152	1	18.864	16.388	33.177	32.083	1:40.512	79
7	14.429	16.738	35.031	34.212	1:40.410	154	2	13.547	15.782	32.852	31.899	1:34.080	163
8	14.544	16.838	35.233	33.905	1:40.520	154	3	13.364	15.474	32.790	32.250	1:33.878	160
9	14.390	16.807	35.463	34.049	1:40.709	154	4	13.408	15.873	32.945	31.922	1:34.148	159
47 Zylas BUNTING (NSW) (19th)													
1	21.462	17.303	34.708	33.486	1:46.959	100	5	13.251	15.511	32.457	31.659	1:32.878	165
2	13.828	16.341	34.252	32.881	1:37.302	155	6	13.024	15.279	32.514	31.528	1:32.345	166
3	13.774	16.229	33.791	32.741	1:36.535	159	7	13.107	15.344	32.717	31.451	1:32.619	165
4	13.564	16.292	33.825	32.845	1:36.526	157	8	13.197	15.351	32.417	31.604	1:32.569	163
5	13.622	16.275	33.541	32.816	1:36.254	156	9	13.611	15.271	32.558	31.323	1:32.763	151
6	13.632	16.092	33.792	32.944	1:36.460	156	72 Ben BAKER (NSW) (7th)						
7	13.689	16.169	33.937	32.797	1:36.592	154	1	18.335	15.837	32.648	31.728	1:38.548	73
8	13.604	16.220	33.531	32.626	1:35.981	156	2	13.288	15.616	32.620	31.602	1:33.126	161
9	13.715	16.236	33.601	32.636	1:36.188	155	3	13.142	15.525	32.307	31.652	1:32.626	161
							4	13.200	15.883	33.043	31.835	1:33.961	164
							5	13.102	15.513	32.351	31.841	1:32.807	162
							6	13.095	15.449	32.398	31.624	1:32.566	162

Chief Timekeeper - Scott Laing

Clerk of Course - Tom Williams



2019



Round 5 : Winton Motor Raceway : September 6 - 8

YMI AUSTRALIAN SUPERSPORT 300 CHAMPIONSHIP

Race 1

Date: 07/09/19
 Event: R02
 Weather: Partly cloudy - Temp: 13.0C
 Track: Dry - Temp: 19.2C

Started at: 14:39:07
 Laps: 9
 Starters:
 Printed at: 16:28

AMENDED SPLIT TIMES

Lap	Split 1	Split 2	Split 3	Split 4	Lap Time	Spd	Lap	Split 1	Split 2	Split 3	Split 4	Lap Time	Spd
7	13.074	15.464	32.381	31.718	1:32.637	163	3	14.267	16.994	35.653	34.218	1:41.132	158
8	13.195	15.497	32.396	32.134	1:33.222	165	4	14.171	17.244	35.655	34.340	1:41.410	158
9	13.306	15.469	32.579	31.770	1:33.124	158	5	14.212	17.097	35.775	33.856	1:40.940	153
74 Jacob ROULSTONE (NSW) (15th)							6	14.106	17.160	35.520	33.937	1:40.723	157
1	20.203	16.571	33.813	32.941	1:43.528	100	7	14.138	16.832	35.224	34.310	1:40.504	158
2	14.058	16.217	33.836	32.959	1:37.070	163	8	14.316	16.863	35.394	33.808	1:40.381	155
3	13.830	16.127	33.968	33.055	1:36.980	155	9	14.114	17.291	35.413	34.032	1:40.850	157
4	13.692	16.088	33.621	32.787	1:36.188	159	95 Matt RINDEL (VIC) (16th)						
5	13.741	15.978	33.549	32.881	1:36.149	159	1	21.052	16.975	34.627	32.865	1:45.519	100
6	13.918	15.920	33.268	32.144	1:35.250	155	2	13.774	16.329	34.016	32.448	1:36.567	156
7	13.732	15.876	33.371	32.518	1:35.497	160	3	13.577	15.987	33.639	32.974	1:36.177	158
8	13.556	15.965	33.534	32.327	1:35.382	161	4	13.497	16.359	33.266	32.719	1:35.841	161
9	13.629	15.875	33.233	32.220	1:34.957	157	5	13.565	16.023	33.493	33.122	1:36.203	160
81 Senna AGIUS (NSW) (11th)							6	13.636	16.037	33.266	32.416	1:35.355	157
1	18.735	16.194	33.416	32.143	1:40.488	79	7	13.609	15.873	33.465	32.444	1:35.391	161
2	13.359	16.034	33.486	31.822	1:34.701	162	8	13.538	15.983	33.691	32.453	1:35.665	160
3	13.361	16.029	33.354	31.784	1:34.528	165	9	13.420	15.886	33.222	32.437	1:34.965	157
4	13.244	15.930	33.475	32.079	1:34.728	164	97 Peter NERLICH (VIC) (13th)						
5	13.352	15.956	33.461	32.214	1:34.983	161	1	19.967	16.549	33.852	33.073	1:43.441	82
6	13.595	15.798	33.578	32.101	1:35.072	160	2	14.225	16.256	33.812	33.001	1:37.294	162
7	13.605	15.968	33.485	32.078	1:35.136	160	3	13.819	16.115	33.913	32.757	1:36.604	160
8	13.388	15.860	33.496	32.439	1:35.183	161	4	13.487	15.783	33.124	32.333	1:34.727	158
9	13.470	15.753	33.572	32.790	1:35.585	160	5	13.389	15.824	33.001	32.323	1:34.537	158
87 Zac LEVY (QLD) (5th)							6	13.356	15.640	32.975	32.007	1:33.978	159
1	19.022	16.046	32.805	32.197	1:40.070	91	7	13.383	15.586	33.204	32.149	1:34.322	160
2	13.335	15.383	32.223	31.767	1:32.708	157	8	13.230	15.712	33.052	32.183	1:34.177	159
3	13.331	15.239	32.112	31.572	1:32.254	158	9	13.460	15.915	33.510	31.895	1:34.780	158
4	13.202	15.396	32.695	31.767	1:33.060	161	110 Zak PETTENDY (NSW) (24th)						
5	13.227	15.428	32.249	31.771	1:32.675	160	1	21.754	17.481	35.788	34.344	1:49.367	104
6	13.102	15.396	32.418	31.708	1:32.624	161	2	14.508	17.204	35.951	34.077	1:41.740	156
7	13.176	15.387	32.489	31.770	1:32.822	161	3	14.663	17.108	35.664	34.029	1:41.464	154
8	13.093	15.344	32.052	32.102	1:32.591	161	4	14.445	17.852	35.942	33.910	1:42.149	153
9	13.190	15.410	32.397	32.012	1:33.009	158	5	14.123	16.717	35.620	33.808	1:40.268	154
92 Noel MAHON (VIC) (25th)							6	14.310	16.932	35.455	33.977	1:40.674	153
1	22.247	17.704	36.242	34.497	1:50.690	16	7	14.389	16.893	35.288	34.014	1:40.584	153
2	14.421	17.203	35.587	33.797	1:41.008	159	8	14.443	16.617	35.400	33.872	1:40.332	153
							9	14.362	16.680	35.471	33.894	1:40.407	153

Chief Timekeeper - Scott Laing

Clerk of Course - Tom Williams



2019



ASBK.COM.AU f t i y

Round 5 : Winton Motor Raceway : September 6 - 8

YMI AUSTRALIAN SUPERSPORT 300 CHAMPIONSHIP

Race 1

Date: 07/09/19
 Event: R02
 Weather: Partly cloudy - Temp: 13.0C
 Track: Dry - Temp: 19.2C

Started at: 14:39:07
 Laps: 9
 Starters:
 Printed at: 16:28

AMENDED SPLIT TIMES

Lap	Split 1	Split 2	Split 3	Split 4	Lap Time	Spd	Lap	Split 1	Split 2	Split 3	Split 4	Lap Time	Spd
121 Reece OUGHTRED (VIC) (17th)							2	13.420	15.855	33.206	32.151	1:34.632	157
1	21.354	17.180	34.775	33.088	1:46.397	94	3	13.538	15.791	33.281	32.146	1:34.756	157
2	13.893	16.458	34.051	32.367	1:36.769	160	4	13.560	16.057	33.325	32.219	1:35.161	157
3	13.768	16.130	34.214	32.603	1:36.715	159	5	13.576	15.867	33.528	31.997	1:34.968	154
4	13.642	16.531	33.824	32.456	1:36.453	160	6	13.435	15.861	33.259	31.880	1:34.435	155
5	13.566	16.211	34.292	32.559	1:36.628	159	7	13.542	15.788	33.356	31.867	1:34.553	156
6	13.733	16.149	33.956	32.477	1:36.315	159	8	13.428	15.769	33.058	32.127	1:34.382	156
7	13.994	16.054	33.797	32.445	1:36.290	159	9	13.397	15.752	33.231	32.750	1:35.130	156
8	13.677	16.084	33.474	32.453	1:35.688	157	333 Yannis SHAW (NSW) (1st)						
9	13.834	16.012	33.618	32.286	1:35.750	159	1	17.648	15.811	32.594	32.167	1:38.220	59
151 Locky TAYLOR (QLD) (10th)							2	13.149	15.596	32.547	31.680	1:32.972	162
1	19.366	16.072	33.177	32.335	1:40.950	85	3	12.988	15.380	32.487	31.561	1:32.416	163
2	13.469	15.584	32.930	31.801	1:33.784	161	4	13.064	15.603	32.759	31.702	1:33.128	162
3	13.442	15.499	32.661	32.042	1:33.644	162	5	12.936	15.408	32.437	31.710	1:32.491	162
4	13.449	15.563	33.140	31.921	1:34.073	158	6	12.926	15.397	32.629	31.560	1:32.512	165
5	13.301	15.488	32.466	31.700	1:32.955	161	7	13.137	15.448	32.515	31.720	1:32.820	161
6	13.378	15.387	32.532	31.471	1:32.768	160	8	13.199	15.497	32.597	31.832	1:33.125	162
7	13.211	15.344	32.724	31.535	1:32.814	162	9	13.163	15.474	32.534	31.650	1:32.821	160
8	13.189	15.419	32.643	31.743	1:32.994	161	337 Greg FARRELL (NSW) (28th)						
9	13.444	15.458	32.655	31.626	1:33.183	157	1	23.284	18.125	36.884	35.463	1:53.756	15
224 Harry PARKER (NZ) (DNF)							2	14.900	17.566	37.212	34.880	1:44.558	151
1	20.658	16.511	33.766	32.833	1:43.768	98	3	15.035	17.801	37.005	34.905	1:44.746	152
2	14.133	16.531	33.936	33.279	1:37.879	160	4	14.765	17.456	36.961	34.908	1:44.090	148
3	13.611	16.274	33.604	32.757	1:36.246	155	5	14.627	17.439	36.971	34.898	1:43.935	148
292 Ryan SMITH (NSW) (18th)							6	14.736	17.167	37.146	34.718	1:43.767	149
1	21.336	16.948	34.581	33.450	1:46.315	100	7	14.726	17.475	36.924	34.638	1:43.763	150
2	14.031	16.544	34.215	32.967	1:37.757	155	8	14.689	17.290	37.856	36.739	1:46.574	149
3	13.746	16.172	33.783	32.757	1:36.458	156	864 Tristan ADAMSON (QLD) (20th)						
4	13.549	16.145	33.962	32.669	1:36.325	157	1	20.515	17.019	33.796	32.631	1:43.961	97
5	13.580	16.086	34.002	32.666	1:36.334	157	2	14.072	16.136	33.925	32.877	1:37.010	161
6	13.569	15.940	33.936	32.589	1:36.034	157	3	13.731	16.230	34.280	32.794	1:37.035	160
7	13.760	15.698	33.425	32.565	1:35.448	157	4	13.370	16.119	33.763	32.621	1:35.873	162
8	13.874	15.834	33.769	32.896	1:36.373	154	5	13.428	16.038	33.486	33.064	1:36.016	161
9	14.033	16.179	33.618	32.309	1:36.139	153	6	13.694	15.929	33.321	32.639	1:35.583	153
308 John LYTRAS (QLD) (12th)							7	13.539	15.946	33.546	32.403	1:35.434	159
1	20.002	16.417	33.681	32.554	1:42.654	86	8	13.387	16.106	33.417	32.388	1:35.298	157
							9	13.543	15.950	33.253	32.203	1:34.949	160

*** AMENDMENT : JUMP START PENALTIES NOT ORIGINALLY INCLUDED - Riders 31 (John QUINN (VIC)) & 864 (Tristan ADAMSON (QLD)) - 10 second penalties imposed by Clerk of Course for jumped starts ***

Chief Timekeeper - Scott Laing

Clerk of Course - Tom Williams



www.computime.com.au
 COMPUTIME RACE TIMING SYSTEMS PTY LTD

2019



ASBK.COM.AU f t i y

Round 5 : Winton Motor Raceway : September 6 - 8

YMI AUSTRALIAN SUPERSPORT 300 CHAMPIONSHIP

Race 1

Date: 07/09/19
Event: R02
Weather: Partly cloudy - Temp: 13.0C
Track: Dry - Temp: 19.2C

Started at: 14:39:07
Laps: 9
Starters:
Printed at: 16:28

AMENDED SPLIT TIMES

Lap	Split 1	Split 2	Split 3	Split 4	Lap Time	Spd	Lap	Split 1	Split 2	Split 3	Split 4	Lap Time	Spd
-----	---------	---------	---------	---------	----------	-----	-----	---------	---------	---------	---------	----------	-----

The results are provisional until the end of the time limit for protests and appeals.

[Signature]
Chief Timekeeper - Scott Laing

[Signature]
Clerk of Course - Tom Williams



2019



ASBK.COM.AU f t i y

Round 5 : Winton Motor Raceway : September 6 - 8

YMI AUSTRALIAN SUPERSPORT 300 CHAMPIONSHIP

Race 1

Date: 07/09/19
Event: R02
Weather: Partly cloudy - Temp: 13.0C
Track: Dry - Temp: 19.2C


Started at: 14:39:07
Laps: 9
Starters:
Printed at: 16:28


AMENDED FASTEST LAPS SEQUENCE

Lap	Race Pos	No	Name	Machine	Fastest Lap	On Lap
1	1	27	Max STAUFFER (NSW)	Yamaha R3 321	1:37.202	1
2	1	27	Max STAUFFER (NSW)	Yamaha R3 321	1:32.673	2
3	2	333	Yannis SHAW (NSW)	Kawasaki EX 400	1:32.416	3
3	7	87	Zac LEVY (QLD)	Yamaha R3 321	1:32.254	3

*** AMENDMENT : JUMP START PENALTIES NOT ORIGINALLY INCLUDED - Riders 31 (John QUINN (VIC)) & 864 (Tristan ADAMSON (QLD)) - 10 second penalties imposed by Clerk of Course for jumped starts ***

The results are provisional until the end of the time limit for protests and appeals.


Chief Timekeeper - Scott Laing


Clerk of Course - Tom Williams



www.computime.com.au
COMPUTIME RACE TIMING SYSTEMS PTY LTD



2019



ASBK.COM.AU f t i y

Round 5 : Winton Motor Raceway : September 6 - 8

YMI AUSTRALIAN SUPERSPORT 300 CHAMPIONSHIP

Race 1

Date: 07/09/19
Event: R02
Weather: Partly cloudy - Temp: 13.0C
Track: Dry - Temp: 19.2C

Started at: 14:39:07
Laps: 9
Starters:
Printed at: 16:28

AMENDED LAP SHEET

No	Lap Time	Gap	No	Lap Time	Gap	No	Lap Time	Gap	No	Lap Time	Gap	No	Lap Time	Gap
			92	1:50.690	13.488	110	1:41.740	21.232	47	1:36.535	17.830	121	1:36.453	20.236
Lap 1			26	1:53.169	15.967	40	1:41.687	21.739	30	1:39.848	23.884	292	1:36.325	20.757
27	1:37.202		337	1:53.756	16.554	92	1:41.008	21.823	16	1:40.718	26.442	47	1:36.526	21.224
57	1:37.829	.627				19	1:42.156	22.810	110	1:41.464	29.605	30	1:40.685	31.437
333	1:38.220	1.018	Lap 2			26	1:45.038	28.332	92	1:41.132	29.864	16	1:41.798	35.108
25	1:38.338	1.136	27	1:32.673		337	1:44.558	28.439	40	1:41.768	30.416	92	1:41.410	38.142
72	1:38.548	1.346	57	1:33.060	1.014				19	1:41.929	31.648	110	1:42.149	38.622
20	1:39.091	1.889	333	1:32.972	1.317	Lap 3			337	1:44.746	40.094	40	1:41.789	39.073
87	1:40.070	2.868	25	1:33.032	1.495	27	1:33.091		26	1:45.031	40.272	19	1:43.230	41.746
81	1:40.488	3.286	72	1:33.126	1.799	333	1:32.416	.642				337	1:44.090	51.052
68	1:40.512	3.310	20	1:32.805	2.021	57	1:32.951	.874	Lap 4			26	1:46.579	53.719
151	1:40.950	3.748	87	1:32.708	2.903	25	1:32.797	1.201	27	1:33.132				
11	1:41.514	4.312	68	1:34.080	4.717	72	1:32.626	1.334	333	1:33.128	.638	Lap 5		
308	1:42.654	5.452	151	1:33.784	4.859	20	1:32.864	1.794	57	1:32.954	.696	27	1:32.807	
60	1:43.273	6.071	81	1:34.701	5.314	87	1:32.254	2.066	25	1:33.387	1.456	333	1:32.491	.322
97	1:43.441	6.239	11	1:34.023	5.662	151	1:33.644	5.412	20	1:32.970	1.632	57	1:32.437	.326
74	1:43.528	6.326	308	1:34.632	7.411	68	1:33.878	5.504	87	1:33.060	1.994	25	1:32.780	1.429
224	1:43.768	6.566	74	1:37.070	10.723	11	1:33.287	5.858	72	1:33.961	2.163	20	1:32.775	1.600
864	1:43.961	6.759	60	1:37.367	10.765	81	1:34.528	6.751	11	1:33.419	6.145	87	1:32.675	1.862
31	1:45.298	8.096	97	1:37.294	10.860	308	1:34.756	9.076	151	1:34.073	6.353	72	1:32.807	2.163
95	1:45.519	8.317	864	1:37.010	11.096	60	1:36.689	14.363	68	1:34.148	6.520	11	1:32.763	6.101
292	1:46.315	9.113	224	1:37.879	11.772	97	1:36.604	14.373	81	1:34.728	8.347	151	1:32.955	6.501
121	1:46.397	9.195	95	1:36.567	12.211	74	1:36.980	14.612	308	1:35.161	11.105	68	1:32.878	6.591
47	1:46.959	9.757	31	1:37.369	12.792	224	1:36.246	14.927	97	1:34.727	15.968	81	1:34.983	10.523
30	1:47.459	10.257	121	1:36.769	13.291	864	1:37.035	15.040	60	1:36.227	17.458	308	1:34.968	13.266
16	1:48.487	11.285	292	1:37.757	14.197	95	1:36.177	15.297	74	1:36.188	17.668	97	1:34.537	17.698
110	1:49.367	12.165	47	1:37.302	14.386	31	1:37.062	16.763	864	1:35.873	17.781	864	1:36.016	20.990
40	1:49.927	12.725	30	1:39.543	17.127	121	1:36.715	16.915	95	1:35.841	18.006	74	1:36.149	21.010
19	1:50.529	13.327	16	1:40.203	18.815	292	1:36.458	17.564	31	1:36.224	19.855	60	1:36.390	21.041

Chief Timekeeper - Scott Laing

Clerk of Course - Tom Williams



www.computime.com.au
COMPUTIME RACE TIMING SYSTEMS PTY LTD

2019



ASBK.COM.AU f t i y

Round 5 : Winton Motor Raceway : September 6 - 8

YMI AUSTRALIAN SUPERSPORT 300 CHAMPIONSHIP

Race 1

Date: 07/09/19
Event: R02
Weather: Partly cloudy - Temp: 13.0C
Track: Dry - Temp: 19.2C

Started at: 14:39:07
Laps: 9
Starters:
Printed at: 16:28

AMENDED LAP CHART

Grid	1	2	3	4	5	6	7	8	9
27	27	27	27	27	27	333	333	333	333
333	57	57	333	333	333	57	57	57	57
25	333	333	57	57	57	27	27	27	27
57	25	25	25	25	25	25	20	20	20
72	72	72	72	20	20	20	25	87	87
20	20	20	20	87	87	87	87	72	25
68	87	87	87	72	72	72	72	25	72
81	81	68	151	11	11	11	11	11	68
11	68	151	68	151	151	68	68	68	11
97	151	81	11	68	68	151	151	151	151
151	11	11	81	81	81	81	81	81	81
308	308	308	308	308	308	308	308	308	308
87	60	74	60	97	97	97	97	97	97
60	97	60	97	60	864	60	60	60	60
31	74	97	74	74	74	74	74	74	74
121	224	864	224	864	60	864	864	864	864
864	864	224	864	95	95	95	95	95	95
74	31	95	95	31	31	31	292	292	121
224	95	31	31	121	121	292	121	121	292
95	292	121	121	292	292	121	31	31	31
292	121	292	292	47	47	47	47	47	47
47	47	47	47	30	30	30	30	30	30
30	30	30	30	16	16	16	16	16	16
110	16	16	16	92	110	110	110	110	110
19	110	110	110	110	92	92	92	92	92
40	40	40	92	40	40	40	40	40	40
16	19	92	40	19	19	19	19	19	19
337	92	19	19	337	337	337	337	337	
92	26	26	337	26	26	26	26	26	
26	337	337	26						

*** AMENDMENT : JUMP START PENALTIES NOT ORIGINALLY INCLUDED - Riders 31 (John QUINN (VIC)) & 864 (Tristan ADAMSON (QLD)) - 10 second penalties imposed by Clerk of Course for jumped starts ***

Chief Timekeeper - Scott Laing

Clerk of Course - Tom Williams



www.computime.com.au
COMPUTIME RACE TIMING SYSTEMS PTY LTD

2019



ASBK.COM.AU f t i y

Round 5 : Winton Motor Raceway : September 6 - 8

YMI AUSTRALIAN SUPERSPORT 300 CHAMPIONSHIP


Race 1

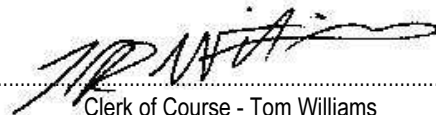
Date: 07/09/19
Event: R02
Weather: Partly cloudy - Temp: 13.0C
Track: Dry - Temp: 19.2C

Started at: 14:39:07
Laps: 9
Starters:
Printed at: 16:28

AMENDED LAP CHART

The results are provisional until the end of the time limit for protests and appeals.


.....
Chief Timekeeper - Scott Laing


.....
Clerk of Course - Tom Williams



www.computime.com.au
COMPUTIME RACE TIMING SYSTEMS PTY LTD



2019



Round 5 : Winton Motor Raceway : September 6 - 8

YMI AUSTRALIAN SUPERSPORT 300 CHAMPIONSHIP

Race 1

Date: 07/09/19
 Event: R02
 Weather: Partly cloudy - Temp: 13.0C
 Track: Dry - Temp: 19.2C

Started at: 14:39:07
 Laps: 9
 Starters:
 Printed at: 16:28

AMENDED LAP CHART

Grid	1	2	3	4	5	6	7	8	9		
27 Max STAUFFER (NSW)	27	27	27	27	27	27	27	27	333	333	333
57 Seth CRUMP (QLD)	333	57	57	57	333	333	333	333	57	57	57
333 Yannis SHAW (NSW)	25	333	333	333	57	57	57	57	27	27	27
25 Luke JHONSTON (NSW)	57	25	25	25	25	25	25	25	25	20	20
72 Ben BAKER (NSW)	72	72	72	72	72	20	20	20	20	25	87
20 Hunter FORD (NSW)	20	20	20	20	20	87	87	87	87	87	72
87 Zac LEVY (QLD)	68	87	87	87	87	72	72	72	72	72	25
81 Senna AGIUS (NSW)	81	81	68	68	151	11	11	11	11	11	11
68 Luke POWER (VIC)	11	68	151	151	68	151	151	151	68	68	68
151 Locky TAYLOR (QLD)	97	151	81	11	68	68	68	151	151	151	151
11 Brandon DEMMERY (NSW)	151	11	11	81	81	81	81	81	81	81	81
308 John LYTRAS (QLD)	308	308	308	308	308	308	308	308	308	308	308
60 Ben BURKE (NSW)	87	60	74	60	97	97	97	97	97	97	97
97 Peter NERLICH (VIC)	60	97	60	97	60	864	60	60	60	60	60

Scott Laing
 Chief Timekeeper - Scott Laing

Tom Williams
 Clerk of Course - Tom Williams



2019



Round 5 : Winton Motor Raceway : September 6 - 8

YMI AUSTRALIAN SUPERSPORT 300 CHAMPIONSHIP

Race 1

Date: 07/09/19
Event: R02
Weather: Partly cloudy - Temp: 13.0C
Track: Dry - Temp: 19.2C

Started at: 14:39:07
Laps: 9
Starters:
Printed at: 16:28

AMENDED LAP CHART

Grid	1	2	3	4	5	6	7	8	9
74 Jacob ROULSTONE (NSW)	31	74	97	74	74	74	74	74	74
224 Harry PARKER (NZ)	121	224	864	224	864	60	864	864	864
864 Tristan ADAMSON (QLD)	864	864	224	864	95	95	95	95	95
31 John QUINN (VIC)	74	31	95	95	31	31	31	292	292
95 Matt RINDEL (VIC)	224	95	31	31	121	121	292	121	121
292 Ryan SMITH (NSW)	95	292	121	121	292	292	121	31	31
121 Reece OUGHTRED (VIC)	292	121	292	292	47	47	47	47	47
47 Zylas BUNTING (NSW)	47	47	47	47	30	30	30	30	30
30 Stephany KAPILAWI-JAMES (QLD)	30	30	30	30	16	16	16	16	16
16 Josh NODEN (VIC)	110	16	16	16	92	110	110	110	110
110 Zak PETTENDY (NSW)	19	110	110	110	110	92	92	92	92
40 Jeremy CZMOK (VIC)	40	40	40	92	40	40	40	40	40
19 Craig WHITE (NSW)	16	19	92	40	19	19	19	19	19
92 Noel MAHON (VIC)	337	92	19	19	337	337	337	337	337


Chief Timekeeper - Scott Laing


Clerk of Course - Tom Williams



2019



ASBK.COM.AU f t i y

Round 5 : Winton Motor Raceway : September 6 - 8

YMI AUSTRALIAN SUPERSPORT 300 CHAMPIONSHIP

Race 1

Date: 07/09/19
Event: R02
Weather: Partly cloudy - Temp: 13.0C
Track: Dry - Temp: 19.2C

Started at: 14:39:07
Laps: 9
Starters:
Printed at: 16:28

AMENDED LAP CHART

Grid	1	2	3	4	5	6	7	8	9	
26 Dominic FLETCHER (NSW)		92	26		26	337	26	26	26	26
337 Greg FARRELL (NSW)		26	337		337	26				

*** AMENDMENT : JUMP START PENALTIES NOT ORIGINALLY INCLUDED - Riders 31 (John QUINN (VIC)) & 864 (Tristan ADAMSON (QLD)) - 10 second penalties imposed by Clerk of Course for jumped starts ***

The results are provisional until the end of the time limit for protests and appeals.

Chief Timekeeper - Scott Laing

Clerk of Course - Tom Williams



www.computime.com.au
COMPUTIME RACE TIMING SYSTEMS PTY LTD

2019



ASBK.COM.AU f t i y

Round 5 : Winton Motor Raceway : September 6 - 8

YMI AUSTRALIAN SUPERSPORT 300 CHAMPIONSHIP

Race 1

Date: 07/09/19
 Event: R02
 Weather: Partly cloudy - Temp: 13.0C
 Track: Dry - Temp: 19.2C

Started at: 14:39:07
 Laps: 9
 Starters:
 Printed at: 16:28

AMENDED BEST PARTIAL TIMES

Pos	Split 1		Split 2		Split 3		Split 4		LAP		Ideal	Fastest
	Name	Time	Name	Time	Name	Time	Name	Time	Name			
1	Y. SHAW	12.926	H. FORD	15.232	Z. LEVY	32.052	L. POWER	31.323	H. FORD	1:31.926	1:32.429	
2	H. FORD	12.994	Z. LEVY	15.239	S. CRUMP	32.143	H. FORD	31.367	Z. LEVY	1:31.956	1:32.254	
3	L. POWER	13.024	B. DEMMERY	15.258	M. STAUFFER	32.275	L. JHONSTON	31.400	L. POWER	1:32.035	1:32.345	
4	L. JHONSTON	13.038	L. POWER	15.271	B. BAKER	32.307	L. TAYLOR	31.471	L. JHONSTON	1:32.264	1:32.518	
5	B. BAKER	13.074	L. TAYLOR	15.344	H. FORD	32.333	S. CRUMP	31.515	S. CRUMP	1:32.289	1:32.437	
6	Z. LEVY	13.093	Y. SHAW	15.380	B. DEMMERY	32.336	M. STAUFFER	31.515	Y. SHAW	1:32.303	1:32.416	
7	M. STAUFFER	13.132	L. JHONSTON	15.401	L. POWER	32.417	Y. SHAW	31.560	M. STAUFFER	1:32.342	1:32.673	
8	B. DEMMERY	13.143	M. STAUFFER	15.420	L. JHONSTON	32.425	Z. LEVY	31.572	B. DEMMERY	1:32.410	1:32.616	
9	S. CRUMP	13.173	B. BAKER	15.449	Y. SHAW	32.437	B. BAKER	31.602	B. BAKER	1:32.432	1:32.566	
10	L. TAYLOR	13.189	S. CRUMP	15.458	L. TAYLOR	32.466	B. DEMMERY	31.673	L. TAYLOR	1:32.470	1:32.768	
11	P. NERLICH	13.230	P. NERLICH	15.586	P. NERLICH	32.975	S. AGIUS	31.784	P. NERLICH	1:33.686	1:33.978	
12	S. AGIUS	13.244	R. SMITH	15.698	J. LYTRAS	33.058	J. LYTRAS	31.867	J. LYTRAS	1:34.074	1:34.382	
13	T. ADAMSON	13.370	J. LYTRAS	15.752	M. RINDEL	33.222	P. NERLICH	31.895	S. AGIUS	1:34.135	1:34.528	
14	J. LYTRAS	13.397	S. AGIUS	15.753	J. ROULSTON	33.233	J. ROULSTON	32.144	T. ADAMSON	1:34.755	1:34.949	
15	B. BURKE	13.420	B. BURKE	15.836	T. ADAMSON	33.253	T. ADAMSON	32.203	J. ROULSTON	1:34.808	1:34.957	
16	M. RINDEL	13.420	M. RINDEL	15.873	B. BURKE	33.321	B. BURKE	32.232	B. BURKE	1:34.809	1:35.141	
17	J. QUINN	13.500	J. ROULSTON	15.875	S. AGIUS	33.354	R. OUGHTRE	32.286	M. RINDEL	1:34.931	1:34.965	
18	R. SMITH	13.549	T. ADAMSON	15.929	R. SMITH	33.425	R. SMITH	32.309	R. SMITH	1:34.981	1:35.448	
19	J. ROULSTON	13.556	J. QUINN	15.969	R. OUGHTRE	33.474	J. QUINN	32.341	R. OUGHTRE	1:35.338	1:35.688	
20	Z. BUNTING	13.564	R. OUGHTRE	16.012	Z. BUNTING	33.531	M. RINDEL	32.416	J. QUINN	1:35.554	1:35.646	
21	R. OUGHTRE	13.566	Z. BUNTING	16.092	H. PARKER	33.604	Z. BUNTING	32.626	Z. BUNTING	1:35.813	1:35.981	
22	H. PARKER	13.611	H. PARKER	16.274	J. QUINN	33.744	H. PARKER	32.757	H. PARKER	1:36.246	1:36.246	
23	N. MAHON	14.106	S. KAPILAWI-J	16.594	S. KAPILAWI-J	34.819	S. KAPILAWI-J	33.329	S. KAPILAWI-J	1:38.851	1:38.858	
24	S. KAPILAWI-J	14.109	Z. PETTENDY	16.617	J. CZMOK	34.950	J. NODEN	33.772	J. NODEN	1:39.612	1:39.818	
25	Z. PETTENDY	14.123	J. NODEN	16.723	J. NODEN	34.973	N. MAHON	33.797	Z. PETTENDY	1:39.836	1:40.268	
26	J. NODEN	14.144	J. CZMOK	16.738	N. MAHON	35.224	Z. PETTENDY	33.808	N. MAHON	1:39.959	1:40.381	
27	J. CZMOK	14.390	N. MAHON	16.832	Z. PETTENDY	35.288	J. CZMOK	33.905	J. CZMOK	1:39.983	1:40.410	
28	C. WHITE	14.546	G. FARRELL	17.167	C. WHITE	35.387	C. WHITE	34.313	C. WHITE	1:41.620	1:41.929	
29	G. FARRELL	14.627	C. WHITE	17.374	D. FLETCHER	36.728	G. FARRELL	34.638	G. FARRELL	1:43.316	1:43.763	
30	D. FLETCHER	15.000	D. FLETCHER	17.458	G. FARRELL	36.884	D. FLETCHER	35.268	D. FLETCHER	1:44.454	1:45.031	

*** AMENDMENT : JUMP START PENALTIES NOT ORIGINALLY INCLUDED - Riders 31 (John QUINN (VIC)) & 864 (Tristan ADAMSON (QLD)) - 10 second penalties imposed by Clerk of Course for jumped starts ***

The results are provisional until the end of the time limit for protests and appeals.

Chief Timekeeper - Scott Laing

Clerk of Course - Tom Williams



www.computime.com.au

COMPUTIME RACE TIMING SYSTEMS PTY LTD



2019



ASBK.COM.AU f t i y

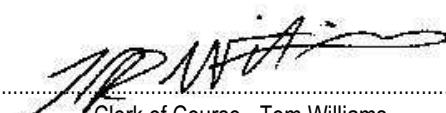
Round 5 : Winton Motor Raceway : September 6 - 8

YMI AUSTRALIAN SUPERSPORT 300 CHAMPIONSHIP AMENDED PROGRESSIVE SERIES POINTS

AUSTRALIAN SUPERSPORT 300 CHAMPIONSHIP

Pos	No	Name	Machine	Rnd 1 WSBK	Rnd 2 W/fld	Rnd 3 Bend	Rnd 4 MP	Rnd 5 Pole	Rnd 5 Race 1	Total
1	27	Max STAUFFER		67	71	41	53	1	18	251
2	81	Senna AGIUS		53	42	33	76		10	214
3	43	Harry KHOURI		48	43	55	46			192
4	308	John LYTRAS		56	43	35	36		9	179
5	57	Seth CRUMP		40	37	41	37		20	175
6	87	Zac LEVY		18	47	40	48		16	169
7	20	Hunter FORD		31	17	45	53		17	163
8	333	Yannis SHAW		37	27	36	27		25	152
9	72	Ben BAKER		27	55	46			14	142
10	11	Brandon DEMMERY			35	49	42		12	138
11	151	Locky TAYLOR		26	50	26	21		11	134
12	31	Travis HALL		25	39	21	23			108
13	97	Peter NERLICH		22	13	19	29		8	91
14	25	Luke JHONSTON		16	15		29		15	75
15	68	Luke POWER		55					13	68
16	10	Callum O'BRIEN		30	15	17				62
17	74	Jacob ROULSTONE			15	11	23		6	55
18	58	Mitch KUHNE		20	17	8	9			54
19	45	Oly SIMPSON				51				51
20	42	Kyle O'CONNELL			8	27	14			49
21	47	Zylas BUNTING		7	22	11	4		2	46
22	864	Tristan ADAMSON			23		17		1	41
23	32	Dylan WHITESIDE		39						39
24	29	Harrison VOIGHT					32			32
25	66	Mitchell SIMPSON				25				25
26	355	Laura BROWN		20			1			21
27	292	Ryan SMITH					12		3	15
28	28	Tayla RELPH		1	8	5				14
29	56	Jesse WOODS		8						8
30	60	Ben BURKE							7	7
31	121	Reece OUGHTRED					3		4	7
32	134	Tom NEWTON					7			7
33	23	Josh HALL				1	5			6
34	95	Matt RINDEL							5	5
35	15	Bronson PICKETT			4					4
36	33	Grace POUTCH		2	2					4
37	99	Jacob HATCH				3				3
38	12	John BLENKIN					2			2
39	30	Stephany KAPILAWI-JAMES				2				2
40	22	Keegan PICKERING		1	1					2
41	36	Jordan SIMPSON				1				1


Chief Timekeeper - Scott Laing


Clerk of Course - Tom Williams



www.computime.com.au

COMPUTIME RACE TIMING SYSTEMS PTY LTD



2019



ASBK.COM.AU f t i y

Round 5 : Winton Motor Raceway : September 6 - 8

YMI AUSTRALIAN SUPERSPORT 300 CHAMPIONSHIP

Race 1

Date: 07/09/19
Event: R02
Weather: Partly cloudy - Temp: 13.0C
Track: Dry - Temp: 19.2C

Started at: 14:39:07
Laps: 9
Starters:
Printed at: 16:28

AMENDED RACE INFORMATION

Time	Description
14:33:14	SIGHTING LAP STARTED / PIT EXIT OPEN FOR 1 MINUTE
14:34:33	PIT EXIT CLOSED
14:35:34	BIKES ON GRID
14:36:24	WARM UP LAP STARTED
14:39:07	Event Start
14:43:42	Race Direction: Start is under investigation
14:44:32	JUMP START PENALTIES - Nos. 31 (Quinn) & 864 (Adamson)
14:45:03	Rider 224 (Harry PARKER) CRASHED TURN 4 - RIDER UP
14:46:32	Rider 224 (Harry PARKER) CRASHED TURN 3 - RIDER UP
14:53:08	Chequered Flag

*** AMENDMENT : JUMP START PENALTIES NOT ORIGINALLY INCLUDED - Riders 31 (John QUINN (VIC)) & 864 (Tristan ADAMSON (QLD)) - 10 second penalties imposed by Clerk of Course for jumped starts ***

The results are provisional until the end of the time limit for protests and appeals.

Chief Timekeeper - Scott Laing

Clerk of Course - Tom Williams



www.computime.com.au
COMPUTIME RACE TIMING SYSTEMS PTY LTD

